

Water Chiller

TT-54'500

Air cooled water chiller with integrated heating capability for the water circuit
Mobile unit for individual machines or multi-machine applications

For water temperatures from +10°C up to +40°C,
at ambient temperatures up to +45°C

Suitable for high ambient air and tropical installations

No unnecessary water
consumption due to a
closed water circuit

Electronic flow control
with digital display

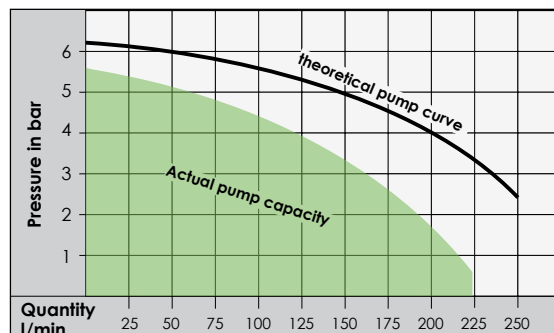
Operating principle

The unit is equipped with a corrosion free water tank with a content of approx. 250 litres. The cooling compressor cools the water content to the required temperature. The resultant heat will be blown out on the top of the unit. Should the water temperature be too low, the heating element will be activated automatically.

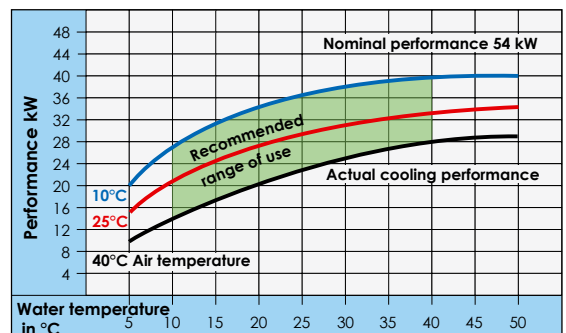
- Self-optimizing microprocessor controller with digital display of the set and actual temperature. With high precision regulation in $1/10^{\circ}$ range; can be adjusted to read °C or °F.
- Digital flow indication with control of the minimum flow.
- All components in contact with water are made of corrosion resistant stainless steel.
- Long life expectancy due to the electronic control of the compressors operating time.
- If the water in the system does not reach the required temperature, the built-in heating will be activated automatically.
- Automatic or manual water refill.
- Automatic level control with prewarning at low water level.
- Horn in case of failure.
- All failures are visually indicated.
- Unit on castors.



Pump capacity



Cooling capacity



TOOL-TEMP®

HEADQUARTERS & MANUFACTURER

TOOL-TEMP AG
Industriestrasse 30

CH-8583 Sulgen
Schweiz - Suisse - Switzerland

Tel.: +41 (0)71 644 77 77
Fax: +41 (0)71 644 77 00

E-Mail: info@tool-temp.ch
Internet: www.tool-temp.ch

Technical data

Temperature control	self-optimizing, electronic microprocessor controller MP-888 with digital display of the set and actual value. Automatic temperature monitoring.
Flow control	electronically, with digital display and automatic control of the minimum flow.
Cooling capacity <i>Nominal</i>	54 kW - see diagram
Temperature range <i>Circulating water</i>	+10°C up to +40°C
<i>Air temperature</i>	+2°C up to +45°C
Heating	12 kW, manual switchable
Content water tank	approx. 250 l
Refrigerating agent	R-134a
Pump capacity	max. 6,2 bar / max. 250 l/min - see pump diagram
Compressor	hermetically sealed
Condenser	air cooled, air inlet located on the side, blow out located on the top
Air volume	8'000 m ³ /h (not relevant to WK)
Power consumption	approx. 18 kW (heating mode approx. 18 kW, cooling mode approx. 14 kW)
Connections	
<i>To mould</i>	1¼" BSP female thread
<i>From mould</i>	1½" BSP female thread
<i>Automatic water refill</i>	¾" BSP female thread
<i>Drain</i>	1" BSP female thread
<i>Cooling water in/out</i>	1" BSP female thread (only at WK)
Dimensions (L×W×H)	1'350 × 1'050 × 1'950 mm, incl. castors
Noise level (in 3 m distance)	65 dBA
Weight	585 kg empty
Colour	silvergrey RAL 7001

TT-54'500 WK:


The same model is also available as water cooled version.

Required cooling water: minimum 1,5 bar water pressure.

With cooling tower water (approx. 30°C) approx. 65 l/min cooling water consumption
With tap water (approx. 10 - 15°C) approx. 25 - 40 l/min cooling water consumption

Electronic temperature controller MP-888

The electronic controller can be adjusted to indicate °C or °F. The upper turning on point and lower turning off point (hysteresis) of the temperature band can be adapted. Due to this, the time range between the start and stop point of the compressor is wider and the compressor has a longer life expectancy.



Set temperature / required temperature
Adjustable in 1/10° range

Actual temperature (effective temperature) displayed in 1/10° range

Indication of flow with 1/10 display. Switchable from liter to English or American gallons. As soon as the flow falls below a minimum, the alarm is activated.

Flow control with automatic or manual pre-adjusted mode:

Automatic: The electronic flow control measures the actual flow, generates automatically a minimum flow and as soon as the flow falls below this value, the alarm will be activated.

Manual: The minimum flow can be adjusted manually. As soon as the flow falls below this value, the alarm will be activated.

